



**HOME –
MASTERPIECE
OF A LIFETIME**

PVC & ALUMINIUM WINDOWS

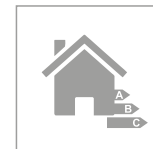
New factory
new possibilities



The company was set up in 1998 as PVC window and door manufacturer, and since that time, it has been manufacturing PVC windows and doors with the use of Schüco and Salamander profiles and fittings supplied by Winkhaus. Low-carbon double and triple glazings are provided by Pilkington – leading glass manufacturer. In 2015 a new factory was built in order to fulfill our customers dreams about a modern and durable products. Factory can boast of the latest production line and the innovative machinery park. Thanks to our experience of many years, regular suppliers and highly – qualified staff, we can offer windows and doors of the best quality. They are characterized by a unique design as well as excellent thermal and acoustic insulation parameters. Our products are mainly designed for detached houses and they perfectly match the architectural style of a building. We own the dynamic development of our company cutting – edge production technology. Following the last manufacturing trends and diversified range of products are our strongest advantage. As a joinery supplier, Pagen focuses on the development of unique niche technologies.



Video PAGEN



Energy efficiency



Ästhetik



Security



Warranty*



Video

*The guarantee applies only to selected products

SCHÜCO

Partner



white



black




steel F9



old gold F4


Standard colours*



white




creamy-white




winchester



golden oak



walnut



dark oak




mahogany



anthracite satin



anthracite 7016



dark brown

*complete list of colours available at:
www.windowspagen.com

Exclusive LINE

The Schüco Living PVC-U system is an innovative 7-chamber system that can be constructed as a twin system with both a rebate gasket and a centre gasket. In conjunction with the centre gasket, the system achieves passive house standard in accordance with ift Rosenheim. As a system with a middle gasket, excellent thermal insulation properties and narrow face widths are also achieved.

Choose your model

Security
Feel Secure!



Passive
The best thermal insulation



Elegant
Window hardware with invisible hinges



Steel reinforcement:
Steel reinforcement of a profile guarantee better stability and strength of it.

Two chambers glazing:
Mounted in standard, three glasses divided with two chambers, with warm edge spacer, filled with argon can achieve thermal insulation factor $U_g=0,5W/m^2K$.

GASKETS:
Three, thermally sealed gaskets, made from EPDM, effectively protect windows from wind, rain and noise.

Profile:
The geometry of the 82 mm profile with 7 air chambers, guarantee perfect thermal and acoustic insulation.



Classic

The traditional window shape is also available, based on proven solutions. It ensures excellent thermal insulation, as well as providing greater static features; allowing to construct large glazed surfaces and non-standard shapes.

- 5-chambers
- 70mm profile
- 2 gaskets
- Double glazed package





white



brown



brass F3



old gold F4



silver F1



steel F9


Standard colours*



white antic 39



creme 59




nebraska 33



walnut 21



golden oak 51




mahogany 26



swamp oak 25



anthracite 70



schiefergrau matt 34




dark brown 71



anthracite sateen 88


Beading bars



straight



renaissance



rounded

*complete list of colours available at:
www.windowspagen.com

PVC 82 mm

bluEvolution 82 adds a completely new dimension to the concept of energy conservation. The use of a middle gasket in the frame further improves the thermal and acoustic performance properties of your windows. Moreover, the sophisticated sealing system provides reliable protection against the effects of weather and makes your home luxuriously comfortable at any time of the year.

Premium Line **Arte**

- 6 chambers
- 82 mm profile
- three gaskets
- triple glazed package (0.5 W/m²K)



Premium Line

- 6 chambers
- 82 mm profile
- three gaskets
- triple glazed package (0.5 W/m²K)



PVC 73 mm

The bluEvolution 73 window system will meet all of your window design needs with style and sophistication: High-density surfaces not only make the profile particularly easy to clean, but also guarantee an exceptionally long service life. The profile system prevents thermal bridges and cuts energy costs substantially. The intelligent structural design of the profile, featuring large steel reinforcements, ensures the excellent stability and reliable functionality of the PVC windows.

Comfort **Arte**

- 5 chambers
- 73 mm profile
- two gaskets
- double glazing




Comfort

- 5 chambers
- 73 mm profile
- two gaskets
- double glazing







	Eco Eco Arte	Comfort Comfort Arte	Classic	Premium Line Premium Line Arte	Exclusive Line
PROFILE					
Number of chambers in the frame. Higher amount of chambers, provide better thermal insulation.	5	5	5	6	7
Width of window frame. Thickness of a profile is very important, because it tells us how many chambers it will accommodate.	73 mm	73 mm	70 mm	82 mm	82 mm
Number of gaskets. More gaskets is equal to even better thermal insulation.	2	2	2	3	3
Steel reinforcement. Guarantee higher stability of a profile.	Steel in frame and sash	Steel in frame and sash	Steel in frame and sash	Steel in frame and sash	Steel in frame and sash
Profile class. Better class- thicker profile walls.	B	A	B	A / B	EuroLine
HANDLE					
Type of handle	PVC white	aluminium (white or brown)	aluminium (white or brown)	aluminium (white or brown) secustic	Aluminium (white or brown) akustik
STANDARD GLAZING PACKAGE					
Glazing package More chambers between glass, better thermal insulation.	double glazing 4/16/4	double glazing 4/16/4	double glazing 4/16/4	triple glazing 4/18/4/18/4 warm edge spacer	triple glazing 4/18/4/18/4 warm edge spacer
Thermal transmittance value. Lower thermal transmittance factor, higher thermal insulation of glass.	Ug=1,1 W/m²K	Ug=1,1 W/m²K	Ug=1,1 W/m²K	Ug=0,5 W/m²K	Ug=0,5 W/m²K
Argon filling. Noble gas improves thermal insulation of the glass.	✓	✓	✓	✓	✓
SAFETY					
Number of octagonal bolts and anti burglar latches mounted in tilt and turn windows.	1	2	2	2	2
Number of octagonal bolts and anti burglar latches mounted in side-hung casement windows.	✗	2	2	2	2
FUNCTIONALITY					
Microventilation Allow to unseal the window, improving the air exchange.	✓	✗	✗	✗	✗
Win click "smart" balcony latch, that allow us to close balcony doors from outside.	✗	✓	✓	✓	✓
Graded tilting function It allow us to regulate tilting of a window sash.	✗	✓	✓	✓	✓
Window strip with gasket It provides insulation between window sill and window.	✓	✓	✓	✓	✓
Filled in window rebate Helps to keep the window clean.	✗	✓	✓	✓	✓



Fittings with safety ventilation function

Compared with traditional fittings for turn and tilt windows, activPilot Comfort PADK, except responsibility for turn and tilt of a window, it also got additional function of a parallel positioning of the sash. Between frame and sash, 6 mm gap appear, which allow on natural ventilation with safety locked window.



activPilot SELECT - hidden hinges

They are a turn and tilt fittings, which are discreetly hidden in the window frame. Except aesthetic value, this fittings can also achieve high technical parameters. It can easily be used with heavy doors and windows, up to 150 kg. Thanks to the modular design, fittings are easy to install, but it can also easily adjust to the individual customer demands.

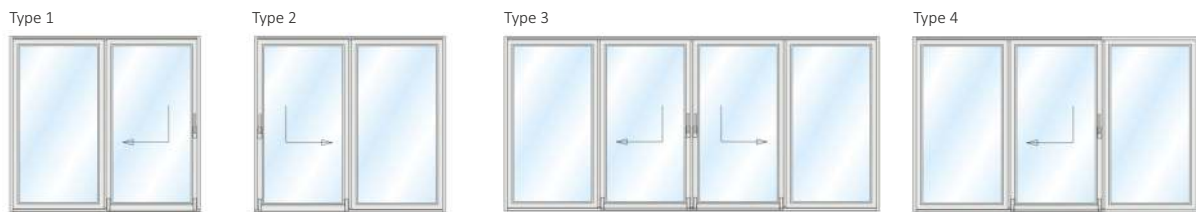


Graded tilting function

Convenient function, which allow on putting the sash in different positions, from minimal unsealing, up to complete tilt. Such a function allows to regulate intensity of airing, according to the needs and temperature outside.

Large-format window elements are a characteristic of modern architecture. They let in plenty of natural daylight, afford generous views and allow rooms to 'breathe'. However, technical possibilities had been limited for a long time: swing doors require a great deal of space on the inside when opened, while sliding doors cannot be tilted to provide ventilation. The perfect solution: duoPort SK, the slide-tilt system from Winkhaus.

Whichever duoPort SK model you decided on, you will benefit from state-of-the-art technology, the qualities of which are manifest in its many functions and its ease of use. Load capacities vary between 100 kg and 200 kg sash weight, depending on the design. The duoPort fitting system is extremely versatile thanks to its 125 mm opening width and 35 mm free size of the frame (This refers to the gap between the floor surface and the lower edge of the sash). Large rollers and optimum glide performance ensure even heavy glazing elements slide gently and effortlessly. The bogie height can be easily adjusted. The system is fitted quickly, easily and safely during all stages of the installation process. The slide-tilt fitting duoPort SK appears in two different technical designs: with duoPort SK-S, users open and close balcony doors by hand using the safe, smooth-running system. The duoPort SK-Z design offers added convenience: the opening and closing function is made easier thanks to a handle control system and an automatic tilt and engage function. This ensures users can easily tilt and slide even heavy balcony doors.





white



white



F9




F9




black

Standard colours*



white



creamy-white



winchester



golden oak




walnut




dark oak



mahogany





anthracite satin




anthracite 7016



dark brown



Sliding doors LivingSlide is an investment, which guarantee a long term benefits in terms of energy efficiency but also on a field of comfort usage, regardless to the season of the year or strong wind with rain ensuring also low permeability level of the outside noises. In the newest lift & slide system, special care is put on securing all of the construction elements, that is why LivingSlide meet the restrictive requirements of highly energy efficient homes. Doors with the glass $U_g=0,6W/(m^2K)$, can achieve an excellent heat transmittance factor, even up to $U_w=0,8W/(m^2K)$, which is a better factor than that, which will apply from 2021! 82mm depth sash, multichamber profiles, thermally insulated sill and innovative, weldable EPDM gaskets provide the best protection against the cold but also against steam condensation, even in the corner area. Materials, from which the profiles and gaskets are made of, preserve its properties for decades.



The Schüco ThermoSlide HST doors are without a doubt the best HST doors. First of all they have the best thermal insulation parameters on the level of $U_w=0,8 \text{ W/m}^2\text{K}$, which is a head above the competition. The doors are equipped with specially designed low aluminium thresholds with three thermal wedges, that secure the door from thermal bridges in the lower part of the frame. The doors are manufactured in the widest frame on the market up to 219 cm in width and a construction of 82 mm. Aside from that, in the ThermoSlide system the problem with tightness that occurs in so many sliding doors has been completely eliminated, thanks to the design of the sash that overlaps into the frame and is tightened with 4 gaskets. The door was designed in such a way that even constructions up to 6,5 meters in width is possible. The ThermoSlide doors have the richest color palette on the market together with the unique Automotive metallic Finish

Thermal isolation

Innovative thermal insert, guarantee a perfect sealing and isolation, which prevent from forming thermal bridges.

Low sill

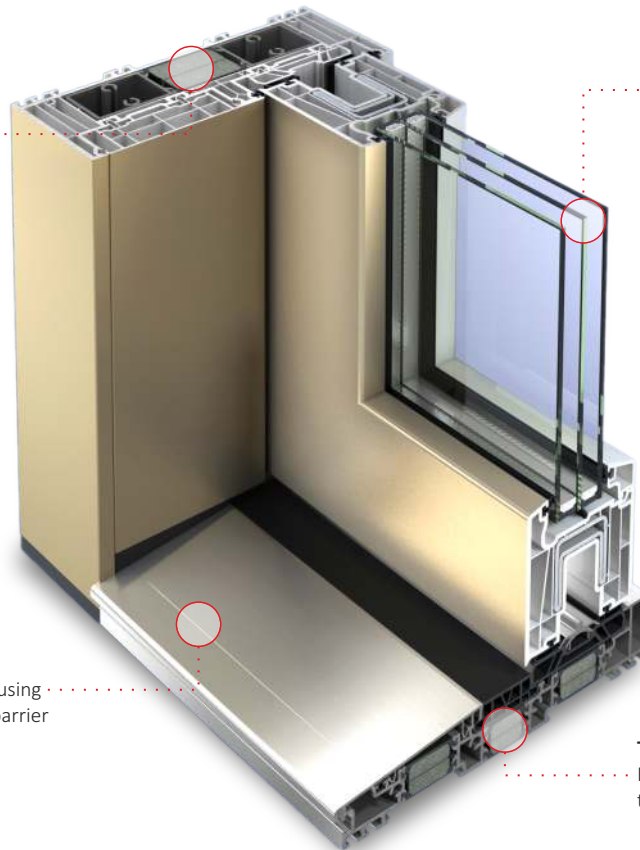
Increase the comfort of using but also eliminates the barrier for disabled people.

Two chamber glazing

Three glasses divided with two chambers, with warm edge spacer, filled with argon can improve thermal insulation factor of door and windows.

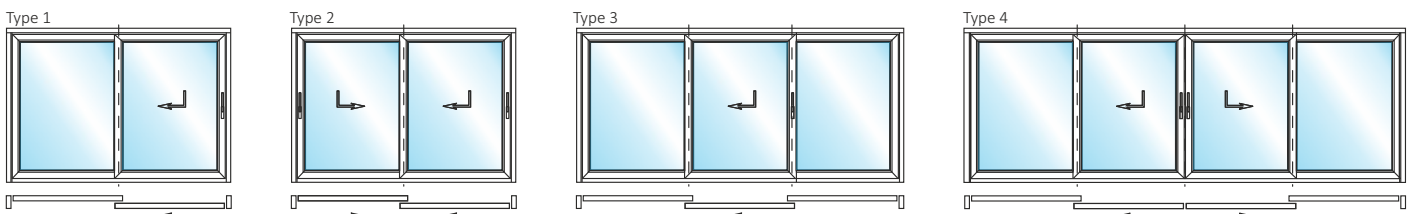
Triple insulation in the threshold

Eliminate thermal bridges and improves thermal insulation of a door or window.



Features:

- The deeply mounted door frame (219 mm) and 82 mm leaves allow to install thick, triple pane packages up to 48 mm with improved thermal insulation properties.
- Low, multi-chamber aluminium threshold with three thermal insulation inserts has eliminated the problem of the so-called 'cold zone' often associated with floors.
- Weight of the sliding door even up to 400 kg
- high security standard, possibility of reaching up to class RC1 and Rc2
- HS sliding doors include perfect insulation of the lintels as well as the critical connection points between the fixed and movable leaves, combined with the three level insulation system, which provides reliable protection from rain, noise and cold air inflow.

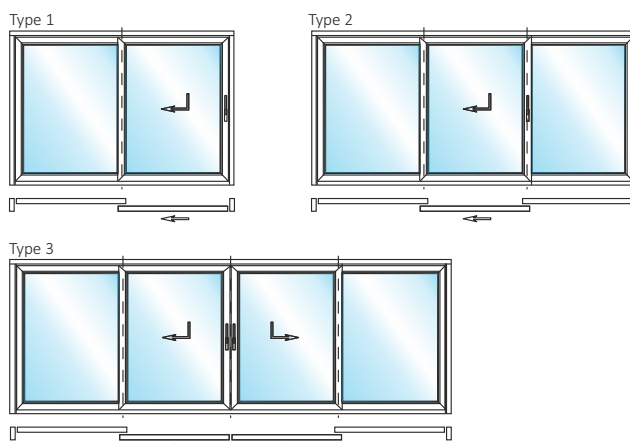


Light comes into your home with large window units- including the evolutionDrive lift-and-slide door, which brings life to your interior. The door structure is designed for optimum stability and enables high proportions of glass and large opening units in various operating schema. The system solution owes its efficient thermal insulation to the optimised sealing levels, especially in the area of the middle section- so that the cold stays where it belongs. In addition to its powerful functionality, the lift-and-slide door scores points with an innovative, patent-pending solution for tested burglar-resistant units up to resistance class RC 2. The security mechanism works regardless of the fitting used, and also allows on the usage of a thresholds with flat sliding rails or renovation thresholds in particular. This means that all tomorrow's requirements can also be met with regard to accessibility, without compromising burglar resistance.



Features:

- Frame construction depth: 194 mm
- Sash construction depth: 82 mm
- U_w up to = 0,64 W/(m²K)
- Dimension: 6.50 x 2.50 m
- Glazing: up to 48 mm
- Areas of use: Lift-and-slide door





white



brown



brass F3



old gold F4



silver F1



steel F9

All RAL colours available



PT 60



- System used for accomplishment of outside construction elements which require thermal insulation. Three-chamber solution improves system functionality and encourages investors to use Ponzio Pt60. The additional chamber causes higher stiffness, consequently large dimension constructions can be accomplished in PT60 system. The system allows to make windows constructions as well as doors with one and two leaves, inward and outward opening with different solutions for thresholds. There is a possibility to make doors with central cabinet (with barrel hinge) PT60 ensures an ease in assembling the accessories, which hastens constructions realization.

PT 52



- The three-chamber system, design with a profile groove in Euro standard and the groove used in windows and balcony doors made of PVC. The structural depth of the frame is 52 mm and 60 mm for the wings. The system allows using a wide range of hardware and ease to work. Three-chamber profile provides the element with higher stiffness, thus the construction may be of larger size. Thanks to the modernization of sealing elements, there is no need for a drip, what positively influences the elevation beauty.

PE 68 HI



- PE68 variant with three-chamber construction and the structural depth of profiles for frame equals 68 mm, for sashes 76 mm. The system allows to apply fillings 18-59 mm wide. Additionally the thermal insulation of the system is better because of the special insulating inputs. The system reaches various heat transfer coefficient depending on the location of insulating inserts. In PE68 HI version- with closed glass chamber and insulating insert in the profile chamber- reaches U_f value from 1,3 W/m²K.

PE 78 N



- Three-chamber system is dedicated for constructions with very high thermal requirements. The structural depth of profiles for frames is 78 mm, for sashes 86 mm. Thanks to multi chamber thermal breaks (42 mm) and two component central gasket we can obtain high thermal insulation.

MB-77HS



- The MB-77HS "Lift & Slide" door product is an ideal solution for connecting interior space rooms or conservatories with the outside balcony, terrace or garden area. Providing both a smooth & silent slide action operation, it can bring the benefits of a beautiful day into the living space. In addition, & by way of its design & operation, the MB-77HS is a great space saving opening & does not encroach the free space beyond the internal or external confines of the frame, without any compromise.

MB-SLIDE, MB-SLIDE ST



- The systems are designed to construct thermally insulated sliding doors and windows, which may be built in brick walls, aluminium façades, winter gardens or window display constructions based on the MB-59S or MB-59S Casement elements. Sliding doors, especially the ones of large dimensions, visually "enlarge" the living space, by connecting it with an outside terrace or a garden.

MB-104 PASSIVE



- The MB-104 Passive is a thermal break-equipped window & door system that provides the highest thermal insulation performance, and meets all the requirements for passive building components. The system is used to fabricate exterior architectural development elements, e.g. various types of windows, doors, vestibules, and spatial structures, which are characterized, in addition to the excellent thermal insulation, by a very good sound insulation, water- and air tightness and high structural strength.

THE FOLDING DOOR & PIVOT WINDOW MB-60/MB-70



- The folding door system with a thermal break may be executed in MB-60 and MB-70 systems (those offer a range of thermal and acoustic insulation). Product available in a whole range of RAL colour! A particular attention should be brought to the dimensional range of the pivoted window casements: the window with horizontal rotation axis can be from 800 to 2000 mm high and from 500 to 2400 mm wide. The maximum weight is 180 kg. The hinges ensure the window rotation angle from 0 to 180 degrees.

MB-45



- The structural depth of the window sections is equal to 45 mm (frame), 54 mm (casement), and the door: 45 mm and 45 mm, respectively. Such assumed depths of the casement and frame sections give the effect of one surface from the exterior side after closing- in the case of the window, and the facing effect to the surface of casements and frames in the case of doors. Shape of the profiles allows achieving slender and resistant window and door structures. A very significant quality of the MB-45 system is the possibility to bend the profiles, such as: frames, casements and lacings, what allows creating various types of arches and arch structures.

MB-60/MB60E




- Visualisation Arrangement drawing The MB-60E system is a part of a popular and generally appreciated MB-60 door & window system. A characteristic feature of the system is its close compatibility with other door & window systems manufactured by ALUPROF S.A., which enables utilization of common accessories and glazing beads. The construction depths of profiles, featuring 3-chamber construction, equals 60 mm. The surface of leaves is aligned with the door frame both as seen from the outside and inside. The glazing units to be incorporated in the MB-60E system may range from 5 mm to 41 mm.

MB-70



- MB-70 is a modern aluminium system intended for realizations of exterior architectural building elements requiring thermal and acoustic insulation, such as: various types of windows, doors, vestibules, display windows or spatial structures. The system profiles have a three-chamber structure. The structural depth of the window sections is equal to 70 mm (frames) and 79 mm (casement), and for doors: 70 mm and 70 mm respectively. Such assumed depths of casement and frame sections give the effect of one surface from the exterior side after closing- in the case of the window, and the facing effect to the surface of casement and frames- in the case of doors.

MB-SLIMLINE



- Highly insulated, MB-Slimline window system with thermal break is intended for fabrication of external structure elements such as various types of highly resistant, inward-openable windows (side-hung, hopper, tilt-and-turn windows) and fixe windows of an excellent water resistance, air tightness, and sound insulation performance. With its very small-width aluminium profiles, visible from the external side of the construction, MB-Slimline enables to fabricate casements in two variants – with visible or invisible profiles (SG) from the external side of the structure. When invisible casements are used, the appearance of openable and fixed units is almost identical.

SKT opoterm



- Top-mounted roller shutter system is a product addressed to those, who look for functional solutions. SKT OPOTERM-based roller shutters are intended for both newly constructed and refurbished buildings (replacement of windows). This on-window mounted system has its box direct installed on the window frame by means of an appropriate profile. These profiles are compatible with the majority of window and door frame profiles (aluminium, wooden & PVC). Boxes are made of high quality PVC components and are characterised by an increased thermal insulation.

SKEF venetian blinds system



- SKEF venetian blinds system is intended for use in existing buildings. The advantage of these products is that they do not require any special pre-installation preparation nor works to the existing structure as they are not integrated with the window. Buyers can thus decide to install the front-mounted roller shutters at any time. These solutions can be mounted to the window joinery (in the recess) or directly on the wall. In the first case, The construction of the systems is made of extruded aluminium that ensures its durability and resistance to abrasion and weathering. Using any RAL colour allows for a perfect colour match for visible elements of the façade or window frame.



Fabric roller blinds



- Fabric roller blinds are recently a very popular way of obscuring rooms, because they are made from materials limiting light access and also they are improving window aesthetic. Roller blinds can be mounted straight to the window or wall. Their main advantages are uncomplicated construction and low cost. Fabric roller blinds are very tough, thanks to the impregnated fabric used for production. They guarantee an aesthetic look of every window.

Venetian Screen Line



- In the ScreenLine system a curtain- Venetian blind, pleated or roller- is placed between two or three glass panes, in a double-glazed structure. The movement of the curtain, whether manual or electric, does not alter the insulating properties of the double glazing and takes place in a totally sealed environment. The ScreenLine features guarantee absolute protection from dirt, dust and atmospheric agents, therefore they do not require maintenance. The duration of the magnetic controls used is almost eternal: demagnetization of 2% every 100 years. The variety and versatility of the models offer solutions suitable for every type of window.



MRS - fixed fly screen



- The fixed frame fly screen system is a perfect protection against insects. The frame of the fly screen can be combined with aluminum inside corners, clamped or twisted. You can also choose between plastic outer corners, available in a wide range of colours. The system is compatible with most window profiles. We also offer an inside corner with adjustable angle. The mounting clips are available in five sizes.

MRO - hinged fly screen





- The hinged fly screen system protects the interiors against insects and is perfectly compatible with balcony doors. The frame of the fly screen can be combined with aluminum inside corners, clamped or twisted using grub screw. Additional reinforcement, mounted using snap-fits allows to fabricate larger size leaves. Profile frame is made of sturdy extruded aluminium profile of a modern shape, covered with powder paint which fits perfectly with currently used frame door systems.





 Poland



 USA





WWW.WINDOWSPAGEN.COM

WINDOWS ▪ DOORS ▪ SHUTTERS ▪ GATES

PAGEN Sp. z o.o.
Gnojnik 699, 32-864 Gnojnik
+48 14 63 93 130
export@pagen.pl